



PORTABLE POWER STATION

PRODUCT BROCHURE



BlackBee 1000 + SP200




1000W



LED Lights



Wireless Charging



Portable Power Station: BlackBee 1000

Capacity

1036Wh

Dimension

340 x 255 x 270 mm

Weight

10.2kg

PV Input

12 - 24V (200W Max)

LED Panel

3 brightness levels + SOS mode

Wireless Charging

Wireless Charging * 2 (10W each)

AC Output

230V/50Hz, Pure Sine Wave,
1000W continuous,
2000W peak

DC Output

DC 5525 Port * 2: 12V/10A
Car Port * 1: 12V/10A

USB Output

USB-A * 2: 5V/2.4A (Output)
USB-C * 1: 5V/3A (Output)
USB-C * 1: PD100W (Input & Output)

Solar Panel: SP200

Specs

Maximum Power: 200W
Max Power Voltage: 19.8V
Max Power Current: 10A

Dimension

Folded Dimension: 518 * 689 * 50 mm
Unfolded Dimension: 2300 * 689 * 25 mm

Weight

8.2kg

BlackBee 2000 + SP300




1600W



MPPT



Wireless Charging



Portable Power Station: BlackBee 2000

Capacity

2203Wh

Dimension

438 x 340 x 283 mm

Weight

22kg

AC Input

230V, 1200W

Solar Input (Anderson)* 2

11 - 45V, 10A (300W Max each)

Wireless Charging

Wireless Charging * 2 (10W each)

AC Output

230V/50Hz, Pure Sine Wave,
1600W continuous,
3000W peak

DC Output

DC 5525 Port * 2: 12V/5A 12V/3A
Car Port * 1: 12V/10A

USB Output

USB-A * 4: QC3.0 36W each
USB-C * 2: PD60W

Solar Panel: SP300

Specs

Maximum Power: 300W
Max Power Voltage: 33V
Max Power Current: 9.1A

Dimensions

Folded Dimension: 895 * 610 * 45 mm
Unfolded Dimension: 2375 * 895 * 15 mm

Weight

12kg

BlackBee 1200 + SP200



1200W




UPS



MPPT

NEW



Portable Power Station: BlackBee 1200

Capacity

1049Wh

Dimension

340 x 255 x 270 mm

Weight

12kg

AC Input

230V, 1000W Max

PV Input (Anderson)

11-65V (400W Max)

LED Panel

3 brightness levels + SOS mode

AC Output

230V/50Hz, Pure Sine Wave,
1200W continuous,
2400W peak

DC Output

DC 5525 Port * 2: 12V/10A
Car Port * 1: 12V/10A

USB Output

USB-A * 2: 5V/2.4A (Output)
USB-C * 1: 5V/3A (Output)
USB-C * 1: PD100W (Input/Output)

Solar Panel: SP200

Specs

Maximum Power: 200W
Max Power Voltage: 19.8V
Max Power Current: 10A

Dimension

Folded Dimension: 518 * 689 * 50 mm
Unfolded Dimension: 2300 * 689 * 25 mm

Weight

8.2kg

BlackBee 2000 Plus + SP300



2200W



MPPT



Wireless Charging

NEW



Portable Power Station: BlackBee 2000 Plus

Capacity

2203Wh

Dimension

438 x 340 x 283 mm

Weight

21kg

AC Input

230V, 1800W Max

Solar Input (Anderson)* 2

11 - 45V, 10A (400W Max each)

Wireless Charging

Wireless Charging * 2 (10W each)

AC Output

230V/50Hz, Pure Sine Wave,
2200W continuous,
3300W peak

DC Output

DC 5525 Port * 2: 12V/5A
Car Port * 1: 12V/10A

USB Output

USB-A * 4: QC3.0 24W each
USB-C * 2: PD100W

Solar Panel: SP300

Specs

Maximum Power: 300W
Max Power Voltage: 33V
Max Power Current: 9.1A

Dimensions

Folded Dimension: 895 * 610 * 45 mm
Unfolded Dimension: 2375 * 895 * 15 mm

Weight

12kg